

# SHS LRCII Remote Learning

For the week of June 8th

Welcome to our online classroom!

# Instructions for Caregivers:

- The following daily schedule is intended to run for 3-4 hours (example might be 8am -12pm.) You may run the schedule in it's entirety or do the pieces you are comfortable with. If you would like a longer learning at home schedule, please let me know and I can give you some options (run the schedule a second time or provide extension activities).

# Daily Visual Schedule

To make your own daily schedule:  
[CLICK HERE](#)

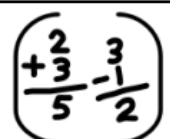
## Daily Schedule



Morning Meeting



reading




Math



writing



Play and Leisure



Community



Let's Move!



independent work



social skills and  
emotional health



vocational



Play and Leisure



all done



# Morning Meeting/Student Check-In:

\*This portion of our day is intended to last about 15 minutes. Please adjust your time based on your child's needs and abilities.

## **Morning Meeting:**

Do the Morning Meeting Boom Cards: [CLICK HERE](#)

## **Question of the Week:**

Provided by SLP/OT (new every Thursday)

[CLICK HERE](#)

# Teach Time:

- Note to Caregivers: The following teach time is intended to last about 60 minutes total. These slides incorporate NEW learning based on your child's Individual Education Plan (IEP). The following activities include Reading, Writing and Math. They may not exactly match their goals and objectives, but the content is matched as closely as possible. You can choose to do all three activities if you want to extend your child's online school or choose one per day.
- NOTE: CBI = Community Based Instruction

# Reading Work: Work for 15 min, break for 5 min (You may also work for the full 20 minutes)

- Please follow the links to sign in to your student's work. **Your student should read the book at least ONCE A DAY!**

Monday	Tuesday	Wednesday	Thursday	Friday
<a href="#"><u>Raz Plus</u></a>	<a href="#"><u>Raz Plus</u></a>	<a href="#"><u>Raz Plus</u></a>	<a href="#"><u>Raz Plus</u></a>	Quiz from your assigned book
BOOK: Assigned book (LISTEN)	BOOK: Assigned book (read)	BOOK: Assigned book (read to partner)	BOOK: Assigned book (read to self)	

# Writing Work: Work for 15 min, break for 5 min (You may also work for the full 20 minutes)

- Please follow the link to sign in to your student's work.

Monday	Tuesday	Wednesday	Thursday	Friday
<p><a href="#"><u>Writing Boom Cards</u></a></p> <p>Choose 2 WRITING boom cards assigned to you</p>	<p><a href="#"><u>News 2 You</u></a></p> <p>Choose current story for News 2 You</p>	<p><a href="#"><u>Raz Plus</u></a></p> <p>VOCABULARY: Assigned book (ONE activity)</p> <p><b>OR</b> Finish N2Y story</p>	<p><a href="#"><u>Raz Plus</u></a></p> <p>VOCABULARY: Assigned book (TWO activities)</p> <p><b>OR</b> Finish N2Y story</p>	<p><a href="#"><u>End of Week Assignment</u></a></p> <p><b>Write in COMPLETE SENTENCES please!</b></p>

# Math Work: Work for 15 min, break for 5 min (You may also work for the full 20 minutes)

- Please follow the link to sign in to your student's work.

Monday	Tuesday	Wednesday	Thursday	Friday
<a href="#"><u>Math Boom Cards</u></a>	<a href="#"><u>Go to link on Mrs. H's website</u></a>	<a href="#"><u>Go to link on Mrs. H's website</u></a>	<a href="#"><u>Go to link on Mrs. H's website</u></a>	<a href="#"><u>Bartell Drugs</u></a>
Title: Choose 2 decks assigned to you	Title: Using Money	Title: Writing Money Amounts	Title: Rounding to nearest dollar <b>DO DOLLAR UP</b>	<b>Go to the Bartell Drugs Link (ABOVE):</b> You have \$20. Find 3 items you can buy on the weekly ad for \$20.



# Leisure Time:

- Note to Parents: The following Leisure time is intended to last about 20 minutes. This portion of the schedule is to help your child engage in fun activities that can be done with support depending on your child's needs and abilities.
- Choose Activities that Interest your Child, the next slide is an example of a leisure choice menu.

# Leisure Choices



Read a Book



Go for a Walk



Do a Puzzle



Draw



Board Games



Listen to Music



Coloring Book



Relax on Couch

# Community:

- Note to Caregivers: This portion of the daily schedule will incorporate accessing the community. It is intended to last 15 to 30 minutes, depending on the virtual field trip or video.

Monday	Tuesday	Wednesday	Thursday	Friday
<u><a href="#">Gardener</a></u>	<u><a href="#">Plants Virtual Field Trip</a></u>	<u><a href="#">5 Gardening Tips and Ideas</a></u>	<u><a href="#">Backyard Garden virtual field trip</a></u>	<u><a href="#">Boom cards</a></u>
CBI Job video: What does a Gardner Do?	<b>NOTE: 20 minutes long</b>			Choose 1 set of <b>PLANT</b> related Boom cards

# Physical:

- Note to Caregivers: This portion of the daily schedule will incorporate accessing some Physical Education. This is VOLUNTARY or access Mrs. Wince's assignments for the week.

Monday	Tuesday	Wednesday	Thursday	Friday
<u><a href="#">Brain Gym</a></u>	<u><a href="#">Zumbini with Ms. Natalia</a></u>	<u><a href="#">Brain Gym</a></u>	<u><a href="#">Zumbini with Ms. Natalia</a></u>	<u><a href="#">Brain Gym</a></u>
	Part 1		Part 2	

# Independent Work Time:

- Note to Caregivers: The following teach time is intended to last about 60 minutes total. These slides incorporate work that the student has already mastered. You can choose to do all three activities if you want to extend your child's online school or choose one per day.

**Independent Writing Work:** Work for 15 min, break for 5 min (You may also work for the full 20 minutes)

- Please follow the link to sign in to your student's work.

Typing

\*Log in and Start Typing!

**Independent Math Work:** Work for 15 min, break for 5 min (You may also work for the full 20 minutes)

Please follow the link to your student's work

**Happy**  
**Numbers**

\*Log in  
\*Do "assessment"

# Social Skills and Emotional Health:

- Note to caregivers: The following time in the schedule is to focus on supporting your child's social skills and emotional well being and is intended to last about 20 minutes.
























Monday	Tuesday	Wednesday	Thursday	Friday
SLP/OT current lesson  Microsoft TEAMS— Spartan Special Services and Remote Learning	<u><a href="#">How to Make (and Keep) Friends</a></u>	<u><a href="#">Social Skills-Boom cards</a></u>  Choose TWO social skills activities	Social Group with Class  12:00 pm	<b>6:00 Virtual Graduation</b>  Michael, Utkarsh, Rose, Chris, James, Rey, Stuart, Ashley <b>ARE GRADUATING!</b>



# Extra Social Skills Practice:

- Practice using this visual throughout your child's day. Refer to this when they are calm and happy, getting frustrated or having challenging behaviors.

**THE ZONES OF REGULATION®**

																			
<table border="1"><tr><td> bored</td><td> hurt</td></tr><tr><td> sad</td><td> tired</td></tr></table>	 bored	 hurt	 sad	 tired	<table border="1"><tr><td> good</td><td> happy</td></tr><tr><td> proud</td><td> ready to learn</td></tr></table>	 good	 happy	 proud	 ready to learn	<table border="1"><tr><td> frustrated</td><td> silly</td></tr><tr><td> worried</td><td> upset</td></tr></table>	 frustrated	 silly	 worried	 upset	<table border="1"><tr><td> angry</td><td> aggressive</td></tr><tr><td> overwhelmed</td><td> out of control</td></tr></table>	 angry	 aggressive	 overwhelmed	 out of control
 bored	 hurt																		
 sad	 tired																		
 good	 happy																		
 proud	 ready to learn																		
 frustrated	 silly																		
 worried	 upset																		
 angry	 aggressive																		
 overwhelmed	 out of control																		
<table border="1"><tr><td> snack</td><td> walk</td></tr><tr><td> hug</td><td> rest time</td></tr></table>	 snack	 walk	 hug	 rest time	<table border="1"><tr><td> thumbs up</td></tr></table>	 thumbs up	<table border="1"><tr><td> breath</td><td> walk</td></tr><tr><td> headphones</td><td> water fountain</td></tr></table>	 breath	 walk	 headphones	 water fountain	<table border="1"><tr><td> sensory room</td><td> jump</td></tr><tr><td> ask for help</td><td> quiet time</td></tr></table>	 sensory room	 jump	 ask for help	 quiet time			
 snack	 walk																		
 hug	 rest time																		
 thumbs up																			
 breath	 walk																		
 headphones	 water fountain																		
 sensory room	 jump																		
 ask for help	 quiet time																		

# Vocational:

- Note to Caregivers: This portion of the daily schedule will incorporate job skills or independent living skills.

Monday	Tuesday	Wednesday	Thursday	Friday
<a href="#"><u>Floral Designer</u></a>	<a href="#"><u>Nursery Workers</u></a>	<b>Chores</b>	<b>CBI Vocational Task</b>	<a href="#"><u>Boom cards</u></a>
CBI Job Video	CBI Job Video	Work in the garden	<b>WRITING PROMPT</b>	<b>Title:</b>
		OR	<a href="#"><u>Go to link on Mrs. H's website</u></a>	Choose 1 set of JOB related Boom cards
		Plant something		

# Leisure Time:

- Note to Parents: The following Leisure time is intended to last about 20 minutes. This portion of the schedule is to help your child engage in fun activities that can be done with support depending on your child's needs and abilities.
- Choose Activities that Interest your Child, the next slide is an example of a leisure choice menu.

# Leisure Choices



Read a Book



Go for a Walk



Do a Puzzle



Draw



Board Games



Listen to Music



Coloring Book



Relax on Couch

# Just for FUN!

- Note to Caregivers: This portion of the daily schedule is “just for Fun” independent activities

Monday	Tuesday	Wednesday	Thursday	Friday
You choose and then tell me at the end of the week	<u>Boom Cards</u> Choose 1 set of FUN boom cards	You choose and then tell me at the end of the week	<u>Boom Cards</u> Choose 1 set of FUN boom cards	Do Zumbini or Brain Gym with Ms. Natalia (again!)

# Daily Check-OUT

Complete the Microsoft document when you are done for the day! 😊

[DAILY check-out](#)



You are all done with Online School Today!

