



WHAT



# GROWING FOOD AT HOME



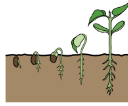
Many



people



grow



food



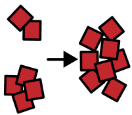
at



home.



Most



people



start



growing



food




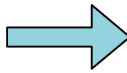
in



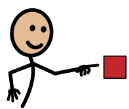
spring.



The weather becomes warmer in spring.



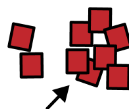
This



spring,



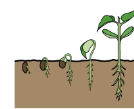
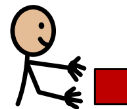
more



people



want to grow

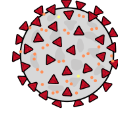


food.

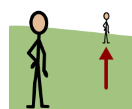

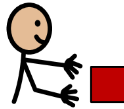




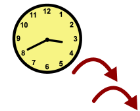
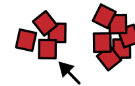

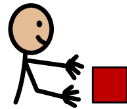
People are staying home because of the coronavirus.



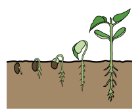
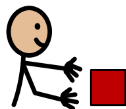
They want to stay away from crowds.



People want to go to grocery stores less often.



People want to grow food at home instead.

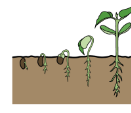
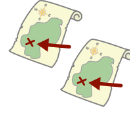
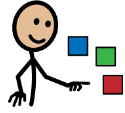


Growing food can be fun !






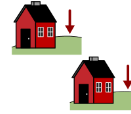
First, people choose places to grow food.



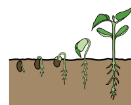
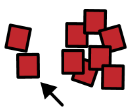
Many people grow food in gardens.



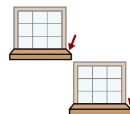
The gardens may be in backyards.



Some people grow food in pots.



The pots may be on windowsills or porches.

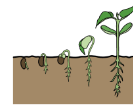
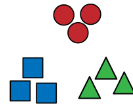
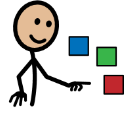


or

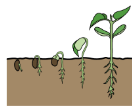




People choose the kinds of food to grow.




People may grow



vegetables



like



green beans,



corn,



peppers,



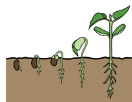
carrots



and spinach.



People may grow



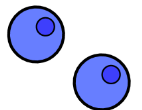
fruits



like



blueberries,



watermelons,



raspberries,



strawberries



and grapes.





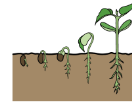

**People**



**buy**




**seeds to grow the food.**



**They**



**put the seeds**



**into**



**dirt.**



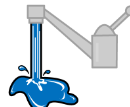
**People**




**pour**




**water**



**onto the seeds.**




**The seeds**



**become**



**plants.**



**The food**



**grows**


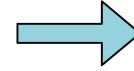


**on the plants.**







People must wait for the food to become ripe.



Ripe means the food is ready to eat.



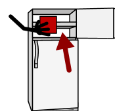
People pick the ripe food.



Sometimes people eat the food right away.



Sometimes they freeze the food to eat later.





People may use the food to make recipes.



Someone may use vegetables to make a



sandwich,



salad



or soup.



Someone may use fruits to make a



smoothie,



fruit salad

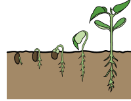



or pie.






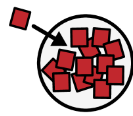
Many people are growing food at home.




People are growing food in gardens and pots.



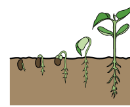

The food includes vegetables and fruits.



Anyone can grow food !



Would you like to grow food ?









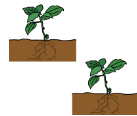
WHAT



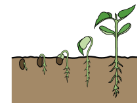

## SEEDS



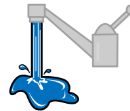

Plants make seeds.



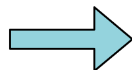
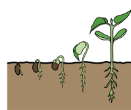

People put seeds into dirt to grow.



The seeds need water and sunlight to grow.



Seeds may grow to become



flowers,



bushes,



vines



or trees.





WHERE



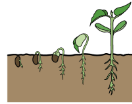
## GARDENS



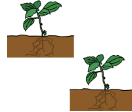
People



grow



plants



in



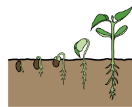
gardens.



People



may grow



vegetables,



fruits,



herbs



or flowers.



A garden is an area of land.



A garden may be big or small.



or





## VEGETABLE AND FRUIT SALAD



### NEED

16-oz bag  
coleslaw mix



2 apples, cored  
and chopped



1 C diced  
green pepper



2 green  
onions, sliced



1 C dried  
cranberries



$\frac{3}{4}$  C coleslaw  
dressing



large bowl




large spoon




NOTE: Always consider student food allergies when preparing recipes.

1. Put coleslaw mix, apples and green pepper into bowl. Stir.




2. Put green onions and dried cranberries into bowl. Stir.



3. Put coleslaw dressing into bowl. Stir.



4. Eat.






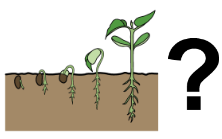


● Knock, Knock.  

Who's there ? 

● Home. 

Home who ?  

● Home - any plants will you grow ?  
 - any   

How many







# joke page



● I have a joke ! 


Tell me ! 

● What vegetable do chickens like ?



I don't know. What ? 

● Egg - plant !




-



!


eggplant






## Choose the pictures about GROWING FOOD AT HOME.

towel




pick



home




ripe



garden




seeds



barber



eat




spring



plant




vegetables



candle




fruits




hamster



dirt



grow





1. **WHAT** is the paper about ?



Irwin Family  
Helps  
Animals



Growing Food  
at Home




Thanking  
Hospital  
Workers



2. **WHAT** become plants ?




rocks



marbles



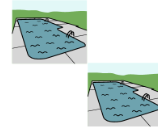
seeds



3. **WHERE** do many people  
grow food ?



swimming  
pools



parking lots



gardens



4. **WHEN** do many people start  
growing food ?



spring



winter break




bedtime




5. **WHAT** are watermelons and  
blueberries ?




fruits



vegetables




meats



6. **WHAT** is a food people  
can grow ?



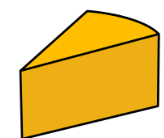
bread

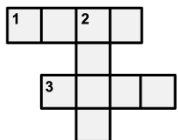


carrot



cheese





# puzzle page



**ACROSS** 

**DOWN** 

3  home

4  grow

5  seeds

7  plants


9  garden

1  ripe

2  vegetables

6  spring

8  dirt






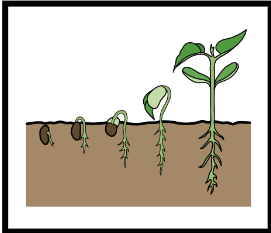


	4		3
1		2	
	2		1
3		4	

# sudoku page



Fill in the grid using the pictures below so that every row, every column and every large box contains the following four items:







# think page



1. WHAT food would you like to grow ?



---

---

---

---

2. WHERE would you grow food ?




---

---

---

---

3. WHAT recipes have you made ?



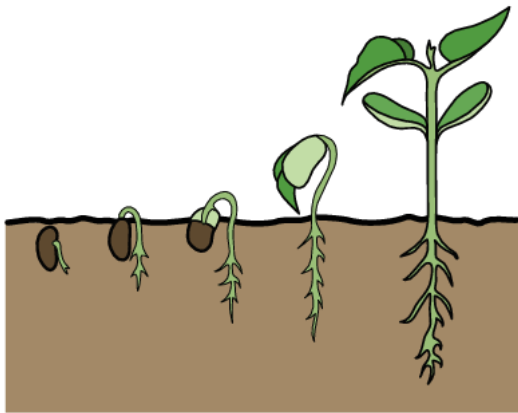
---

---


---

---


grow



home



spring



garden






# printing page



Cut out the items below to use as errorless choices for the review page.



Cut out the items below and paste answers into the Sudoku page.

